

APPENDIX

“D”

INTRODUCTION

This report contains data collected from a mailed survey for the Onondaga Citizens League. The information collected from this study will be used to judge local official's views about government consolidation. The opinions of the politicians will help OCL to understand what direction Onondaga County representatives want to take government operations. A similar study was conducted with citizens of Onondaga County. This is the first year the study has been conducted.

METHODS

How Data Was Collected

Instrument Design: Jeff Stonecash created a survey to be mailed to elected officials in Onondaga County in order to obtain results for Onondaga Citizens League.

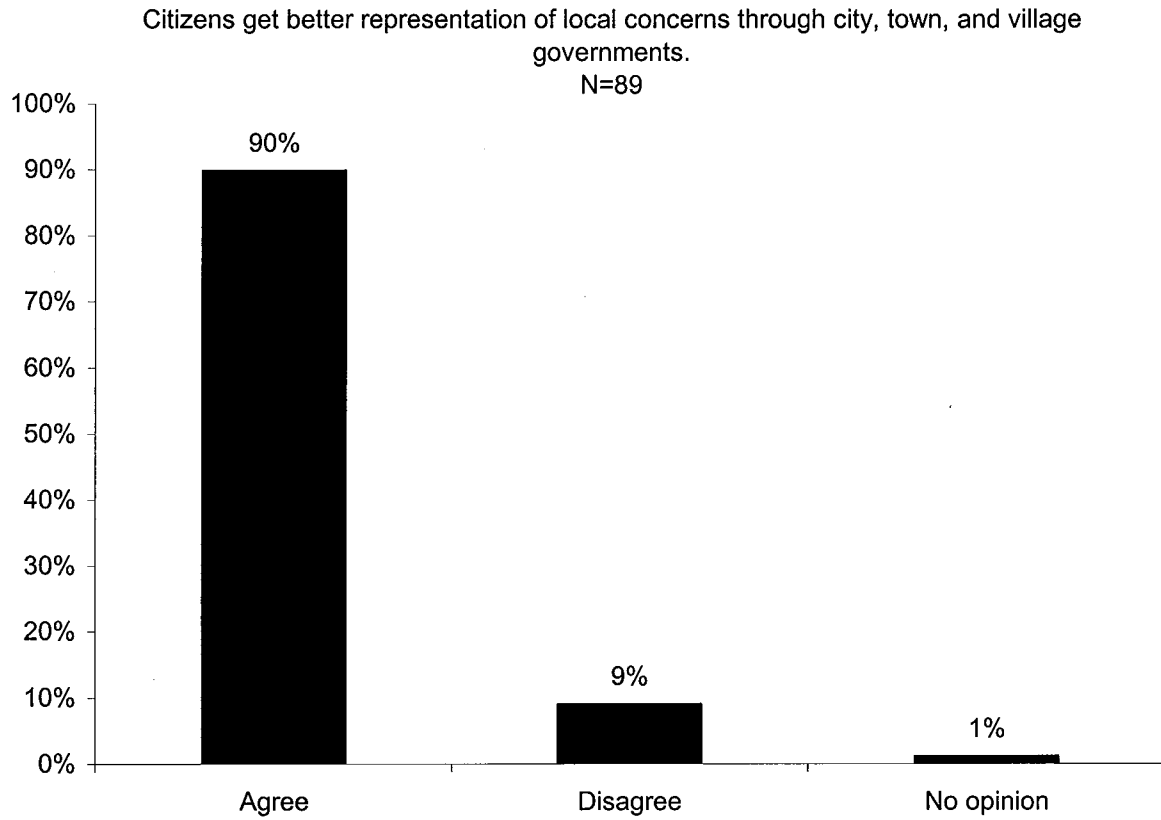
Target Population and Sample: The target population is comprised of the 217 elected officials in Onondaga County. A total of 89 surveys (41%) were returned after the second mailing.

Method of Contact: The respondents were mailed a survey in September 2005. The survey's return deadline was October 7. Anyone that did not return a survey received a second survey in October 2005. Some respondents asked not to be solicited for the survey.

Quality of Data

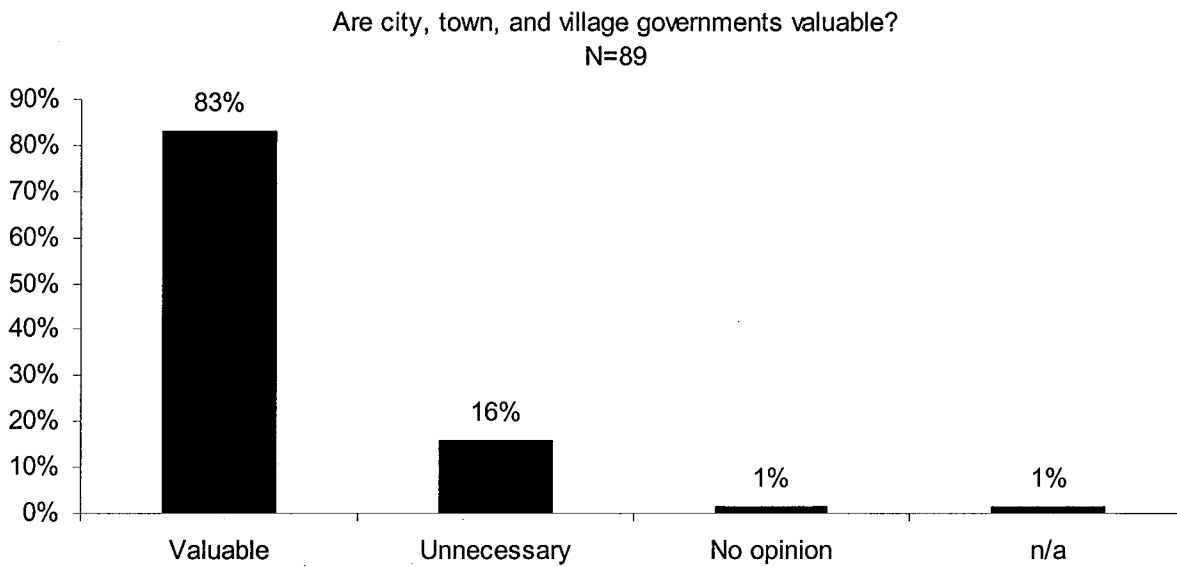
The sample population appears to represent the target population. The target population being any elected official in Onondaga County. Factors like: age, race, and gender are not relevant as long as the participant is an elected official serving in Onondaga County. 49% (n=89) of the target population (N=217) responded to this survey. Since the anonymity of the participant is kept secret the likelihood that they are to give honest answers is increased. The closed ended questions prevented the government officials from writing carefully worded and vague responses.

1. 90% of respondents answered that they “agree” that citizens get better representation of local concerns through city, town and village governments.



Source: Data collected for OCL by Susan Page, Community Link Project, Syracuse University, November 2005.

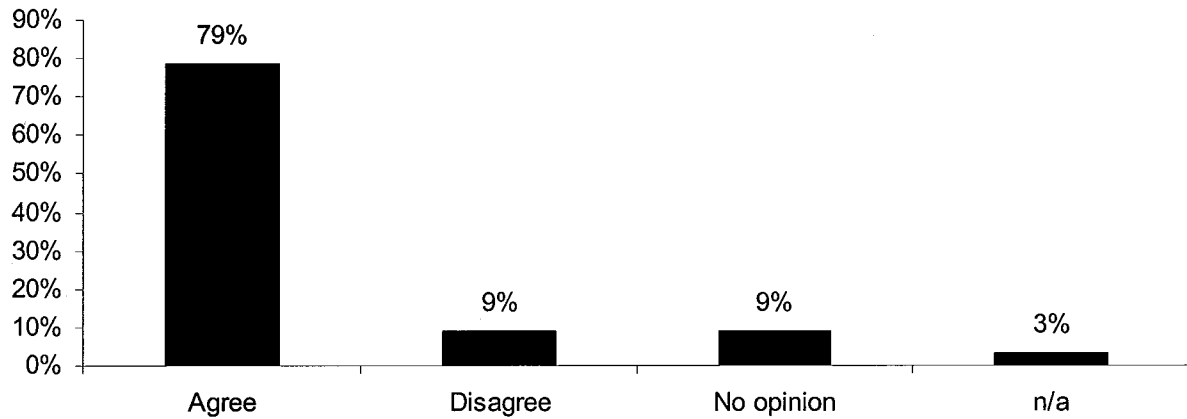
2. 83% of respondents feel that city, town, and village governments are “valuable”.



Source: Data collected for OCL by Susan Page, Community Link Project, Syracuse University, November 2005.

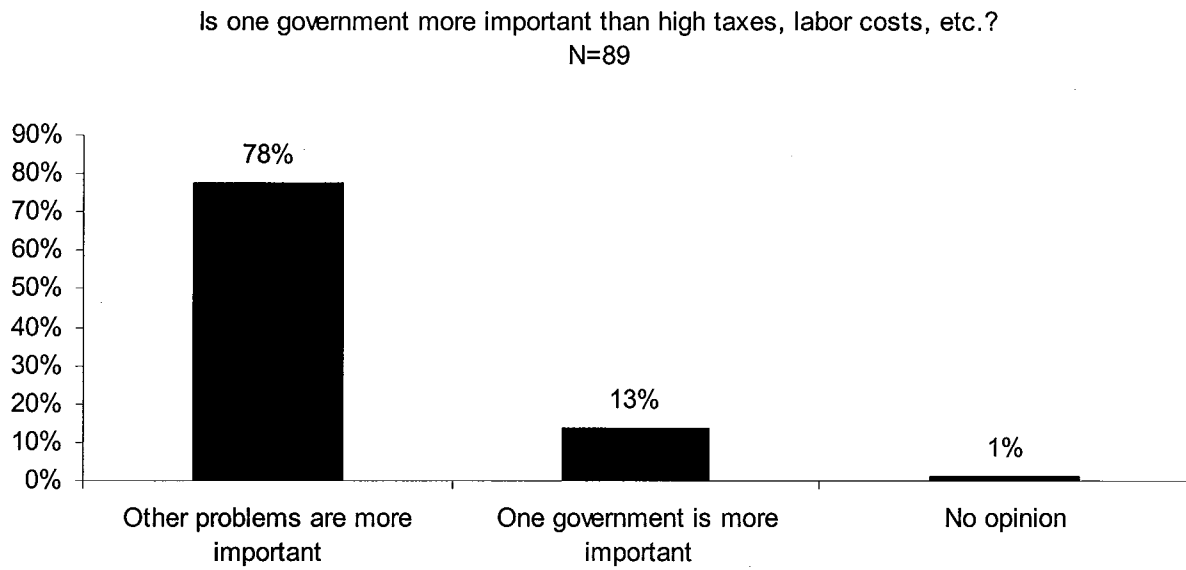
3. 79% of respondents “agree” that the ability to create change depends more on the quality of leadership than the structure of government.

The ability to create change depends more on the quality of leadership than the structure of government.
N=89



Source: Data collected for OCL by Susan Page, Community Link Project, Syracuse University, November 2005.

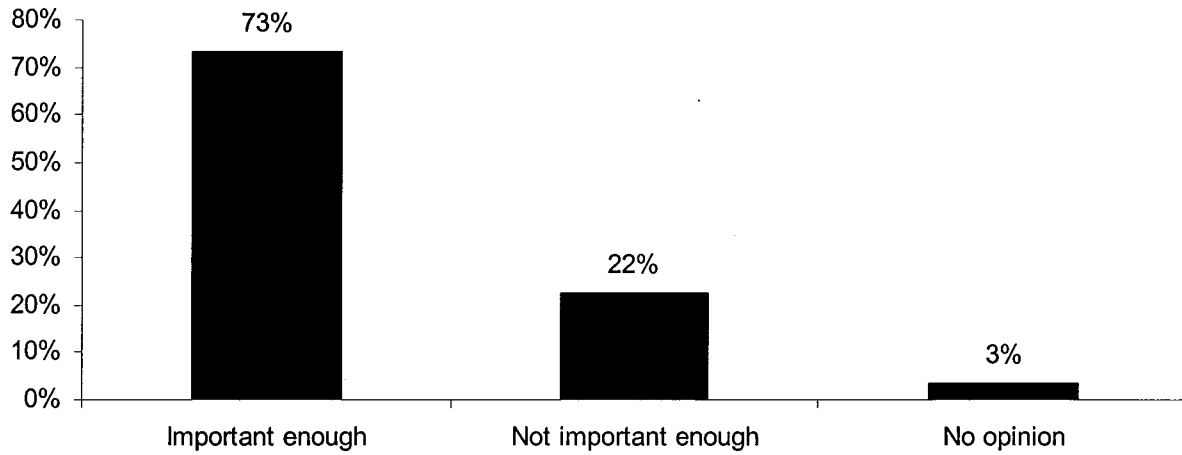
4. 78% of respondents feel that “other problems are more important” than one government.



Source: Data collected for OCL by Susan Page, Community Link Project, Syracuse University, November 2005.

5. 73% of respondents feel that town and village governments are “important enough” to justify costs.

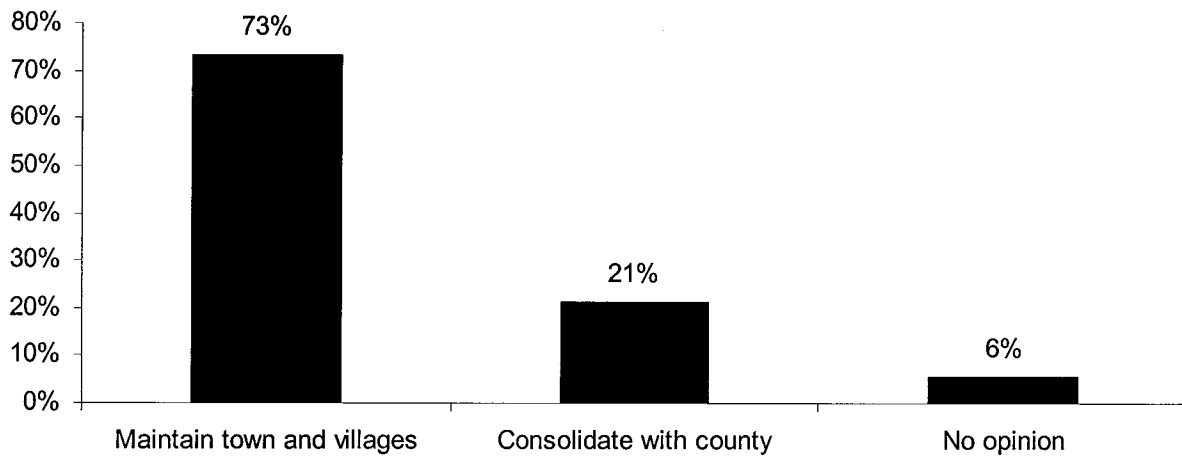
Are town and village governments important enough to justify their costs?
N=89



Source: Data collected for OCL by Susan Page, Community Link Project, Syracuse University, November 2005.

6. 73% of respondents want to maintain town and villages.

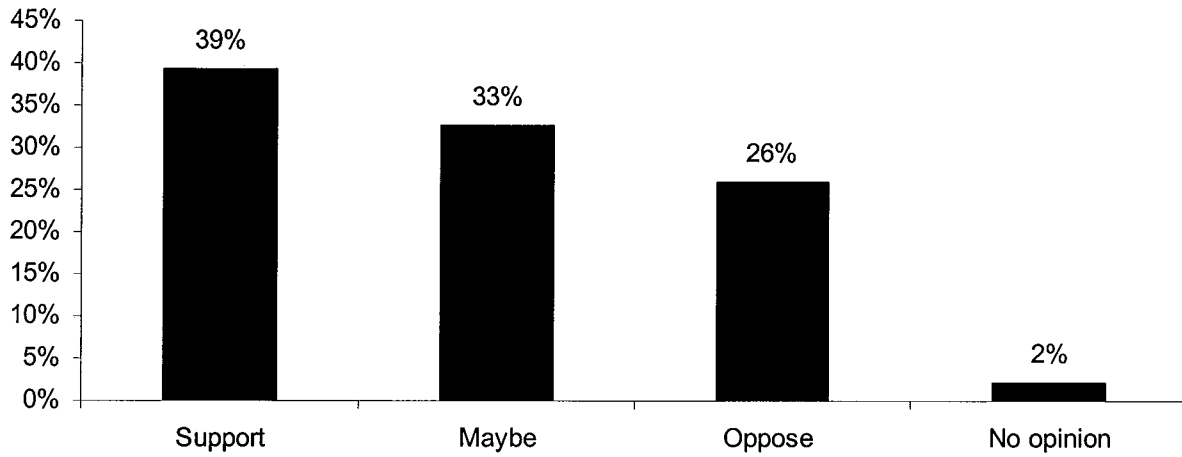
Would you rather consolidate towns and villages with the county or maintain them?
n=89



Source: Data collected for OCL by Susan Page, Community Link Project, Syracuse University, November 2005.

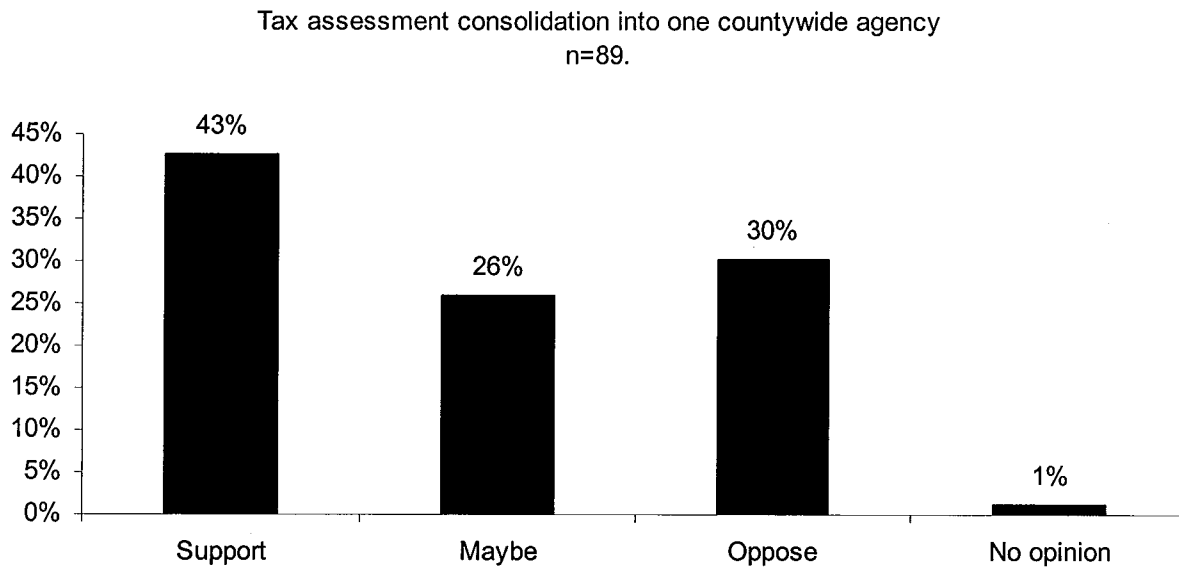
7. 72% of respondents either “support” or would consider supporting consolidation of police and sheriff departments.

Police and sheriff departments consolidated into one countywide agency.
N=89



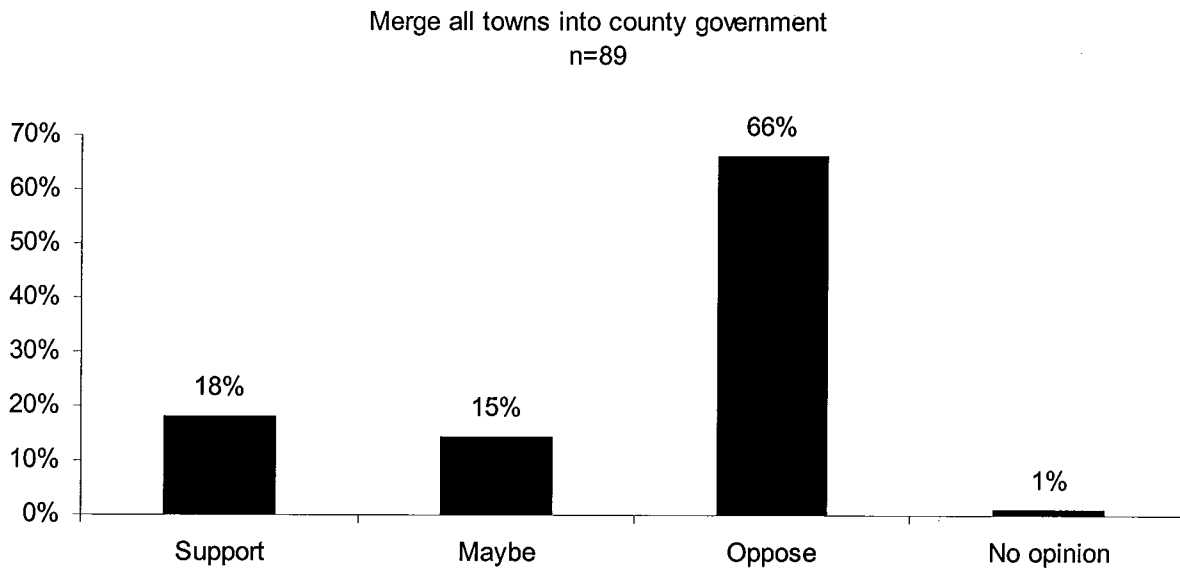
Source: Data collected for OCL by Susan Page, Community Link Project, Syracuse University, November 2005.

8. 69% of respondents “support” or might support tax assessment consolidation into one countywide agency.



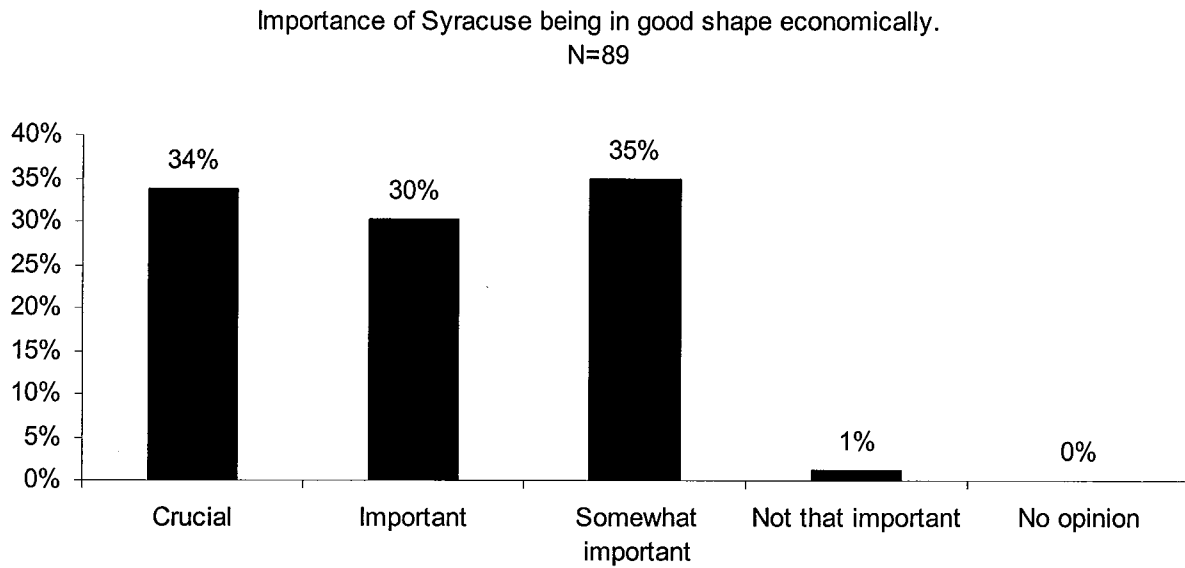
Source: Data collected for OCL by Susan Page, Community Link Project, Syracuse University, November 2005.

9. 66% of respondents “oppose” merging all towns into county government.



Source: Data collected for OCL by Susan Page, Community Link Project, Syracuse University, November 2005.

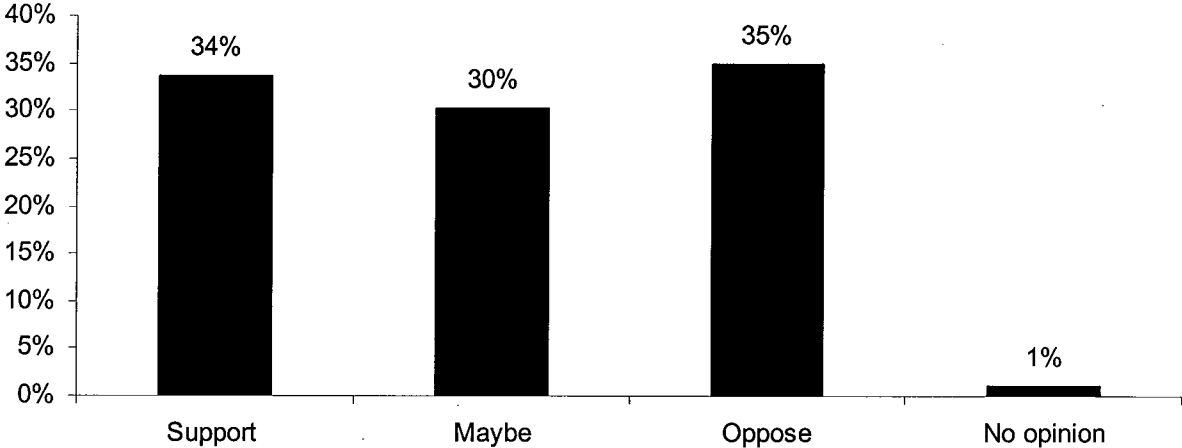
10. 64% of respondents feel that Syracuse being in good shape economically is either “crucial” or “important”.



Source: Data collected for OCL by Susan Page, Community Link Project, Syracuse University, November 2005.

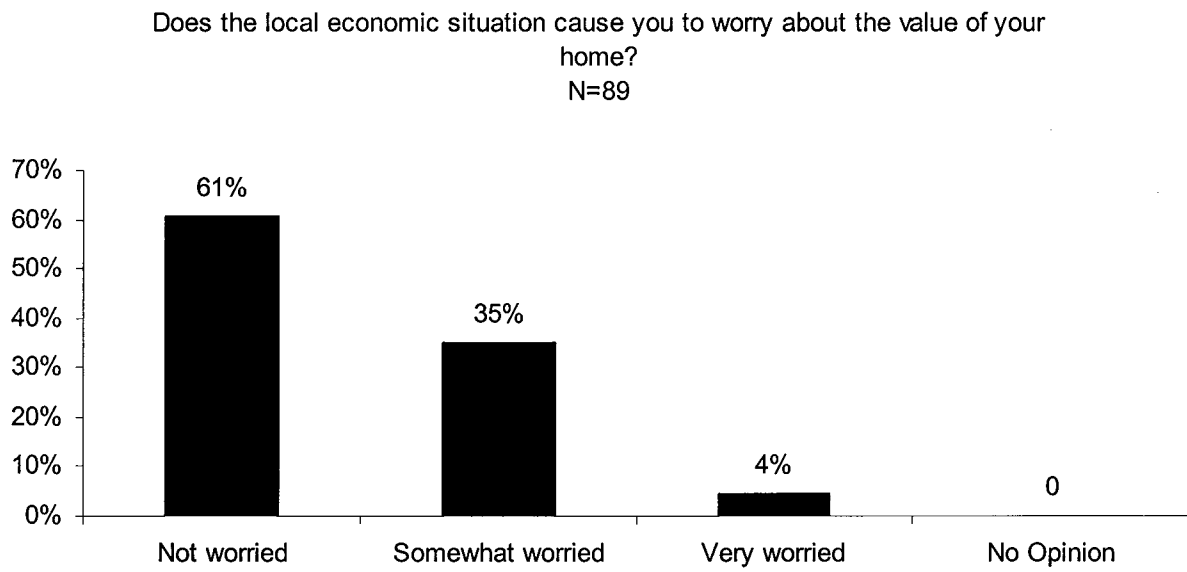
11. 64% either “support” or would consider consolidation of fire departments into one countywide agency.

Fire Departments consolidated into one countywide agency.
N=89



Source: Data collected for OCL by Susan Page, Community Link Project, Syracuse University, November 2005.

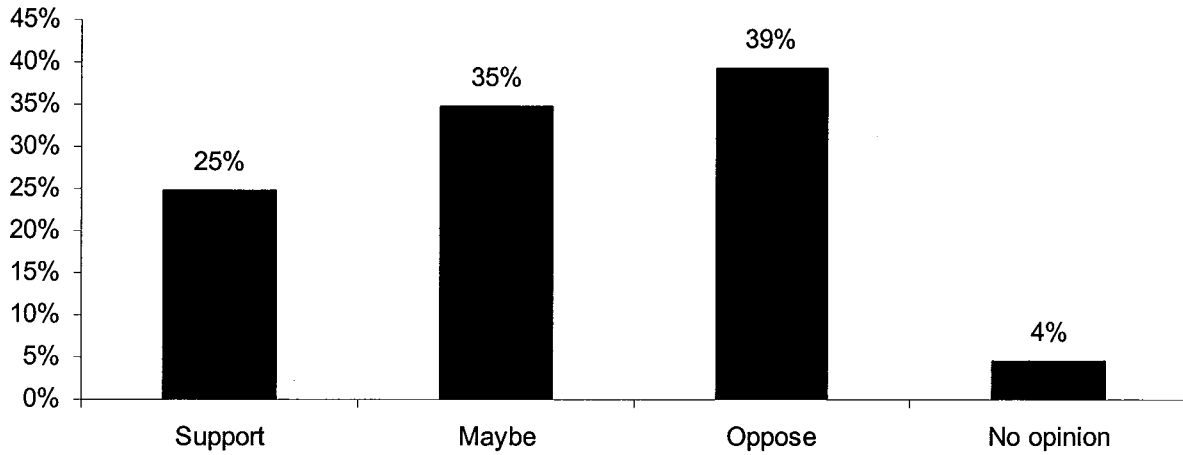
12. 61% of respondents are “not worried” about the value of their home due to the local economic situation.



Source: Data collected for OCL by Susan Page, Community Link Project, Syracuse University, November 2005.

13. 60% of respondents either “support” or might supporting highway department consolidation into one countywide agency.

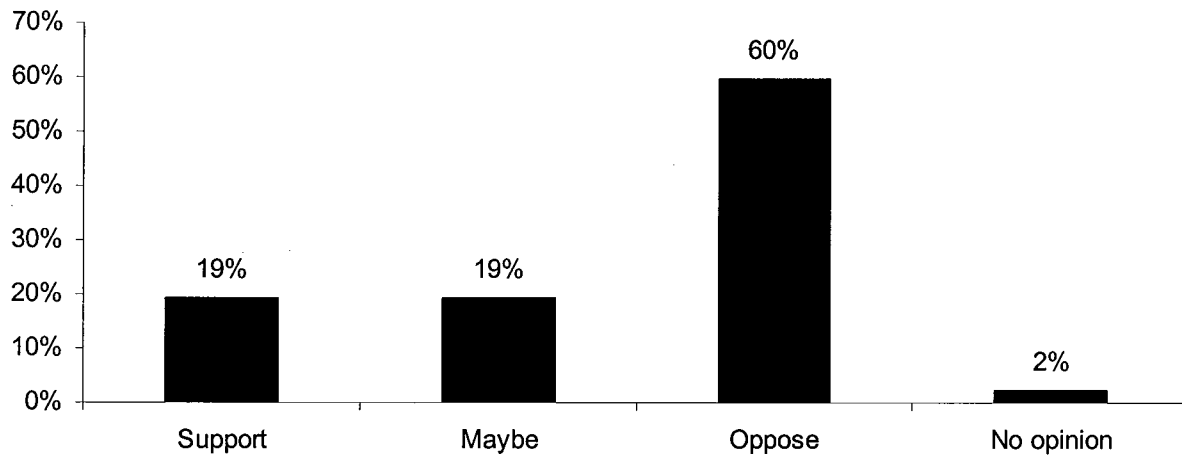
Highway department consolidation into one countywide agency.
N=89



Source: Data collected for OCL by Susan Page, Community Link Project, Syracuse University, November 2005.

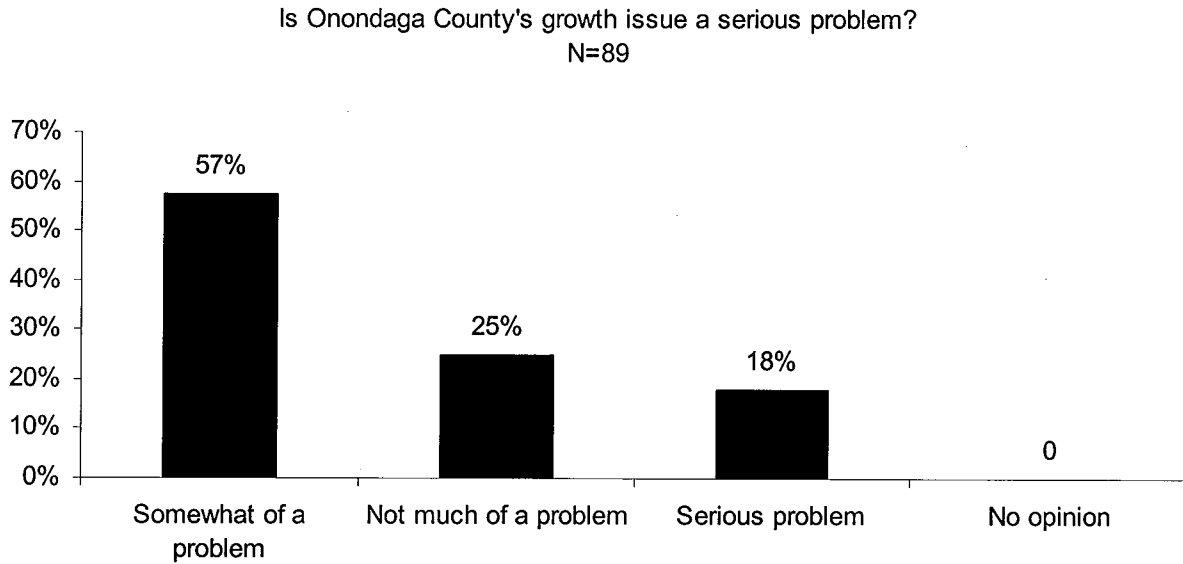
14. 60% of respondents “oppose” consolidation of planning and zoning into one countywide agency.

Consolidation of planning and zoning into one countywide agency.
N=89



Source: Data collected for OCL by Susan Page, Community Link Project, Syracuse University, November 2005.

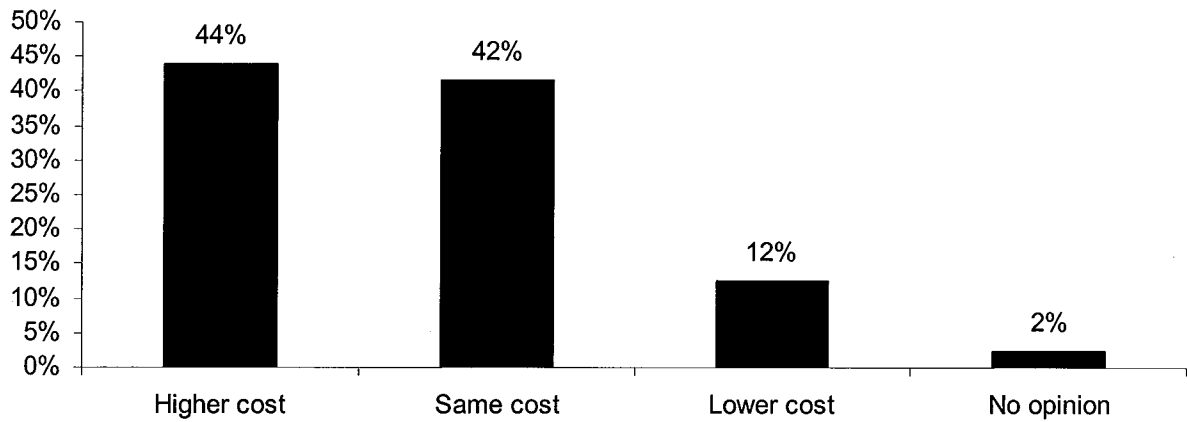
15. 57% of respondents answered that they found the growth issue in Onondaga County to be “somewhat of a problem”.



Source: Data collected for OCL by Susan Page, Community Link Project, Syracuse University, November 2005.

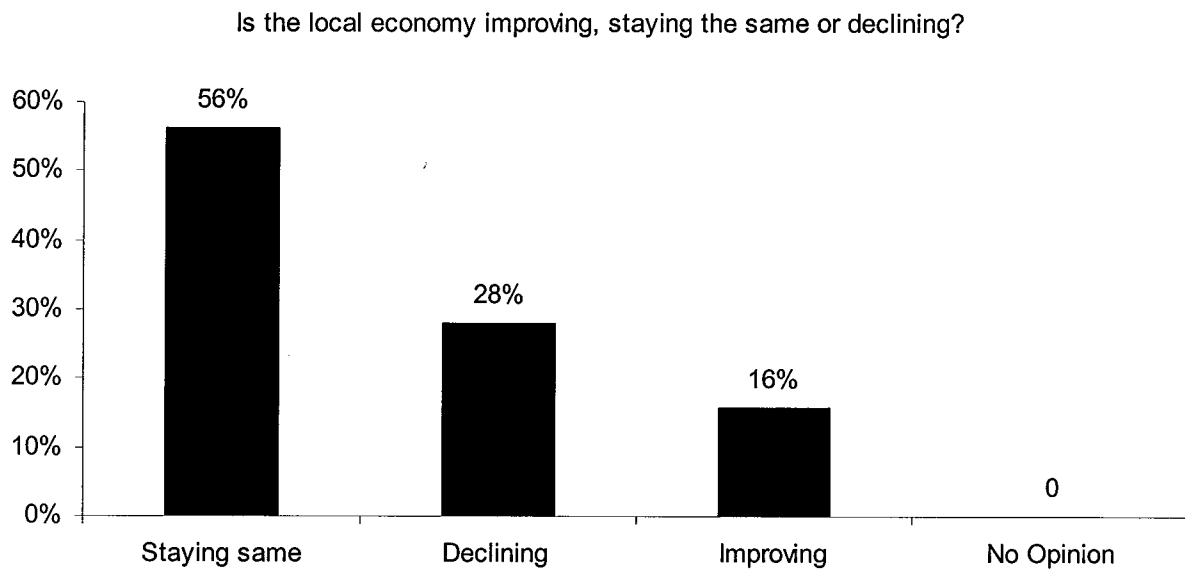
16. 56% of respondents do not feel that having city, town, and village governments makes the overall cost of Onondaga County higher.

Does having city, town, and village governments make the overall cost to Onondaga County higher?
N=89



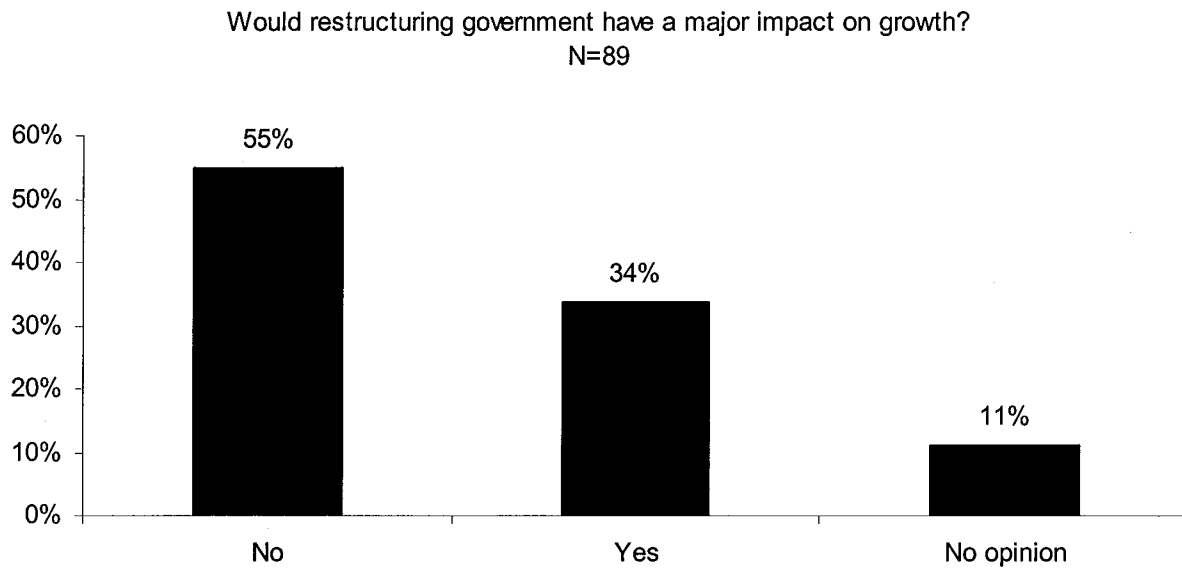
Source: Data collected for OCL by Susan Page, Community Link Project, Syracuse University, November 2005.

17. 56% of respondents feel that the local economy is staying the same.



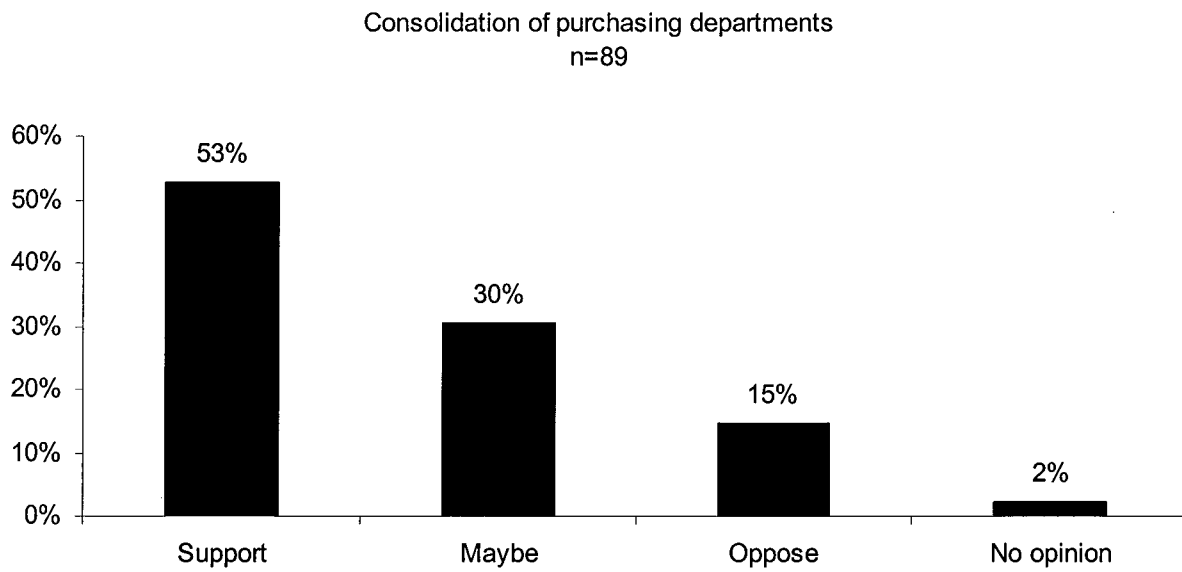
Source: Data collected for OCL by Susan Page, Community Link Project, Syracuse University, November 2005.

18. 55% of respondents feel that restructuring government would not have a major impact on growth.



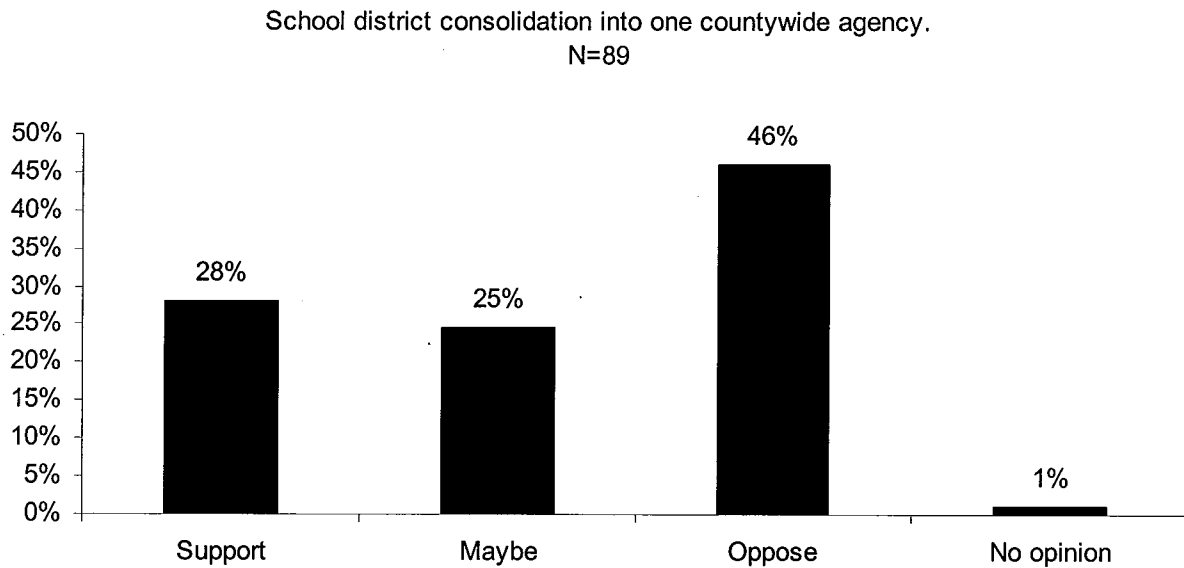
Source: Data collected for OCL by Susan Page, Community Link Project, Syracuse University, November 2005.

19. 53% of respondents “support” consolidation of purchasing departments into one countywide agency.



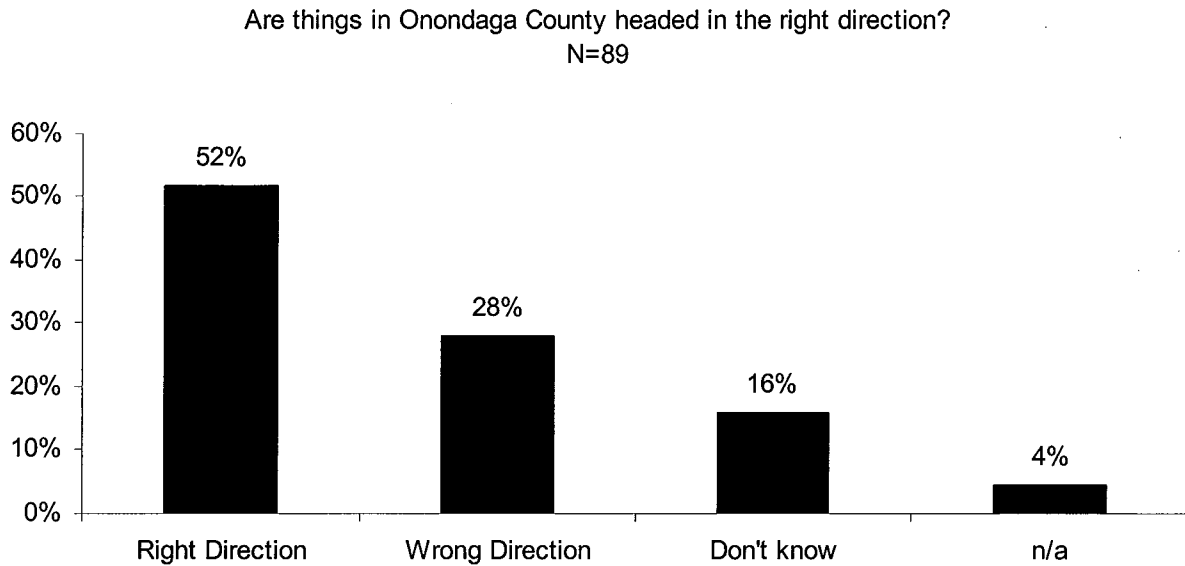
Source: Data collected for OCL by Susan Page, Community Link Project, Syracuse University, November 2005.

20. 52% of respondents either “support” or may supporting school district consolidation into one countywide agency.



Source: Data collected for OCL by Susan Page, Community Link Project, Syracuse University, November 2005.

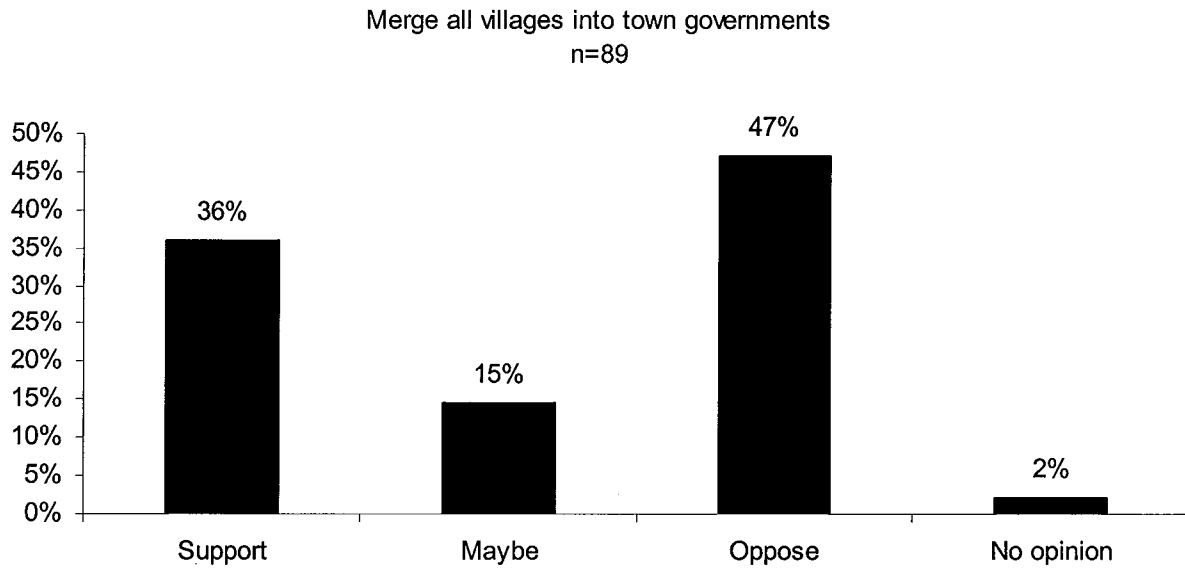
21. 52% of county officials answered that things in Onondaga County are headed in the “right direction”.



Source: Data collected for OCL by Susan Page, Community Link Project, Syracuse University, November 2005.

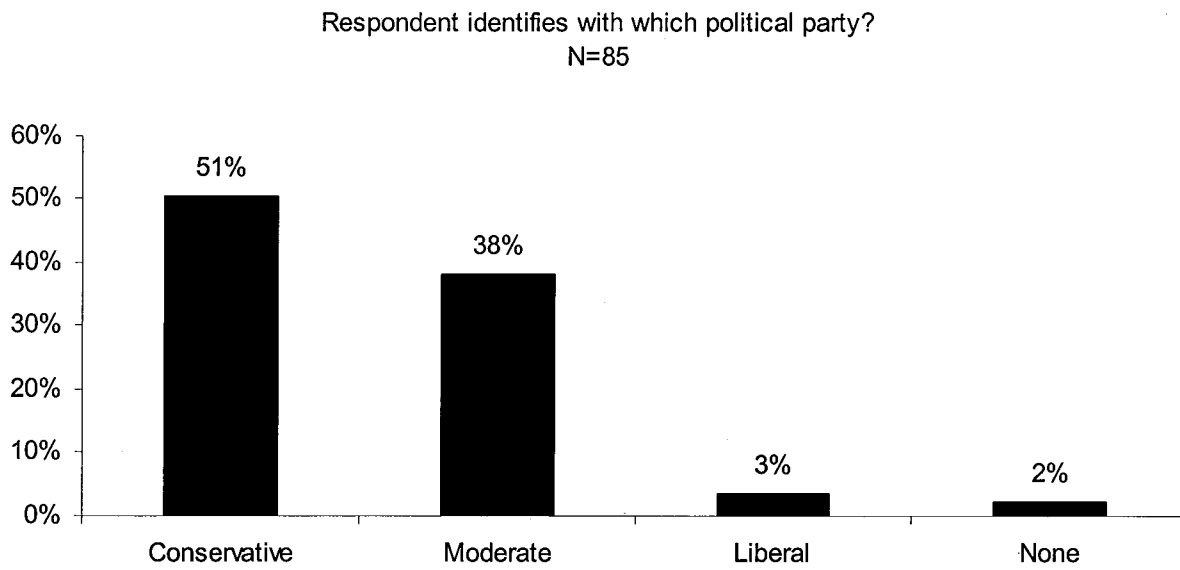
Comment: Answers recorded as n/a were from respondents that put more than one answer, changed the closed ended answer, or did not answer at all.

22. 51% of respondents either “support” or would consider supporting a merge of all villages into town governments.



Source: Data collected for OCL by Susan Page, Community Link Project, Syracuse University, November 2005.

23. 51% of respondent's identified themselves as conservative.

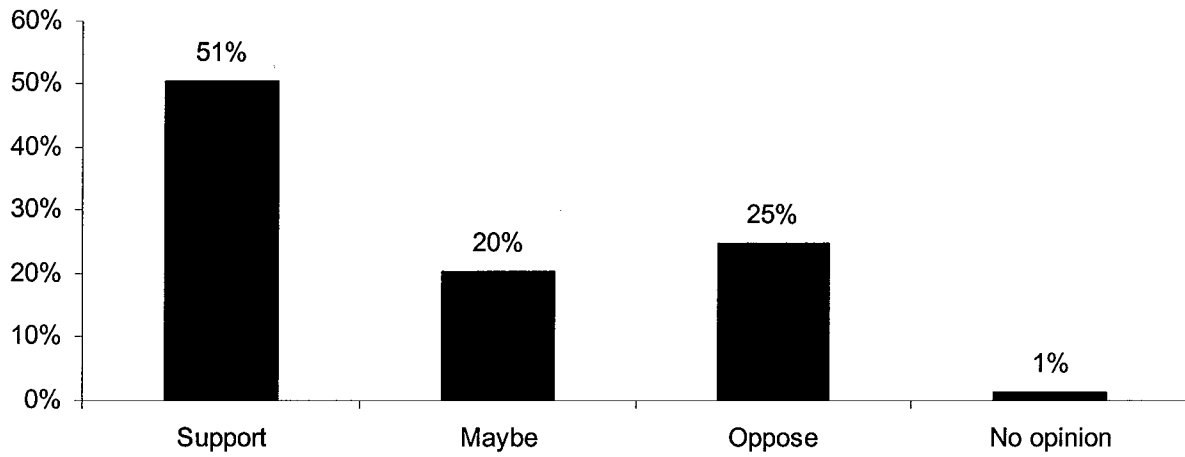


Source: Data collected for OCL by Susan Page, Community Link Project, Syracuse University, November 2005.

Comment: 5 respondents were not applicable for this question.

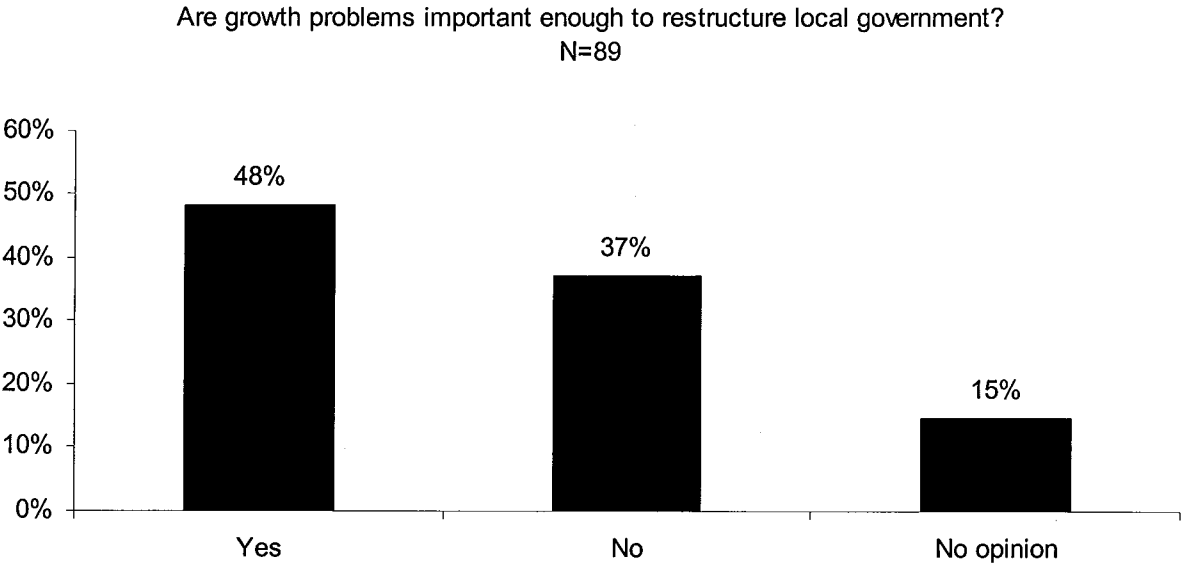
24. 51% of respondents “support” consolidation of tax collection into one countywide agency.

Tax collection consolidation into one countywide agency.
N=89



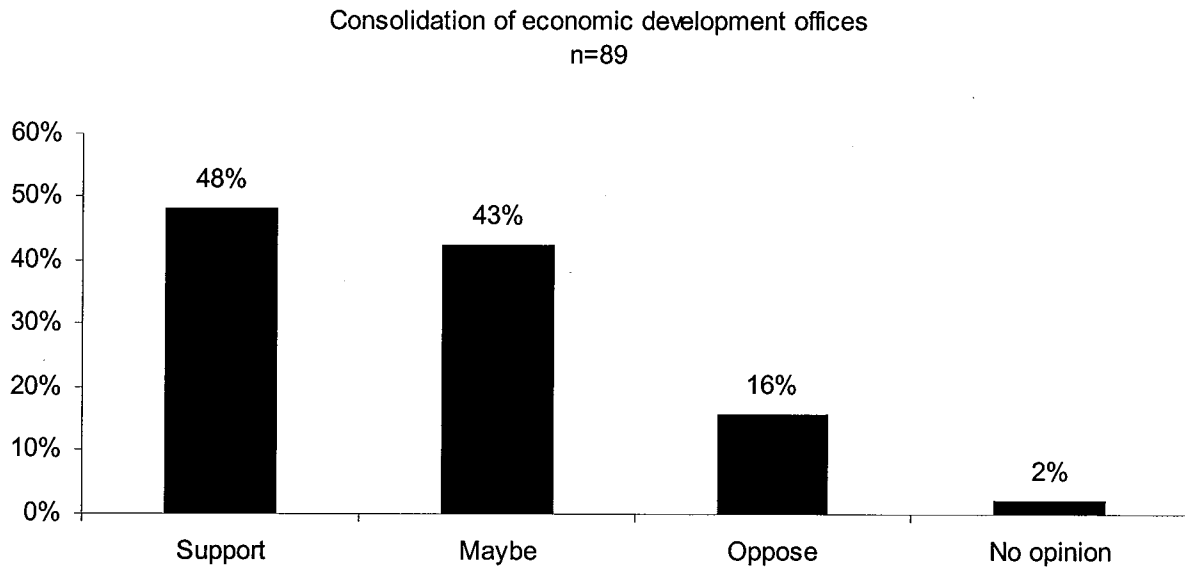
Source: Data collected for OCL by Susan Page, Community Link Project, Syracuse University, November 2005.

25. 48% of respondents feel that growth problems are an important enough reason to restructure local government.



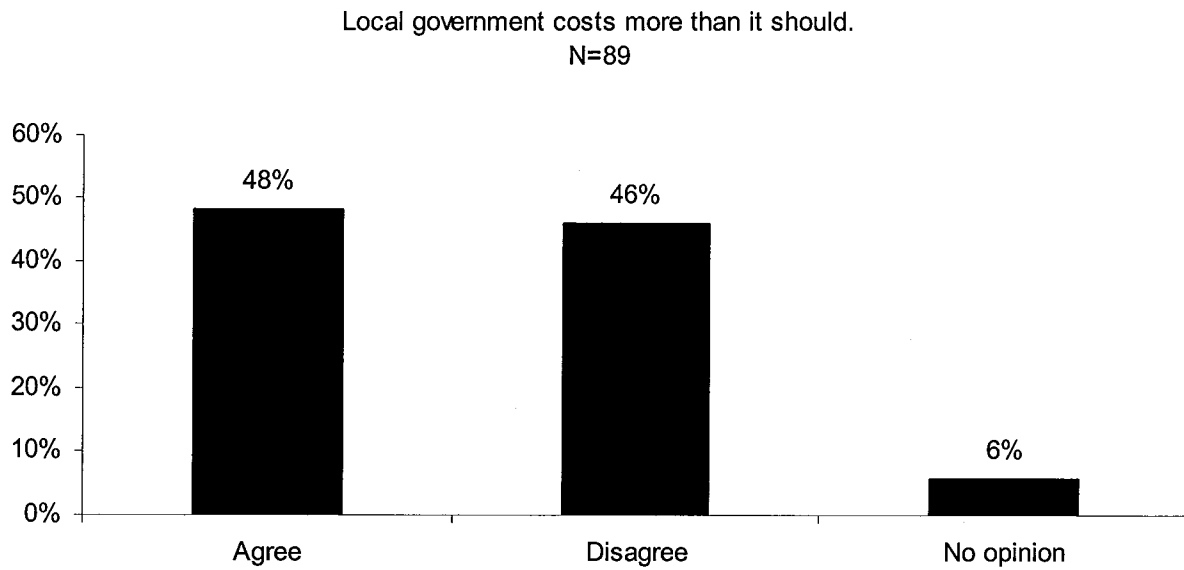
Source: Data collected for OCL by Susan Page, Community Link Project, Syracuse University, November 2005.

26. 48% of respondents “support” consolidation of economic development offices into one countywide agency.



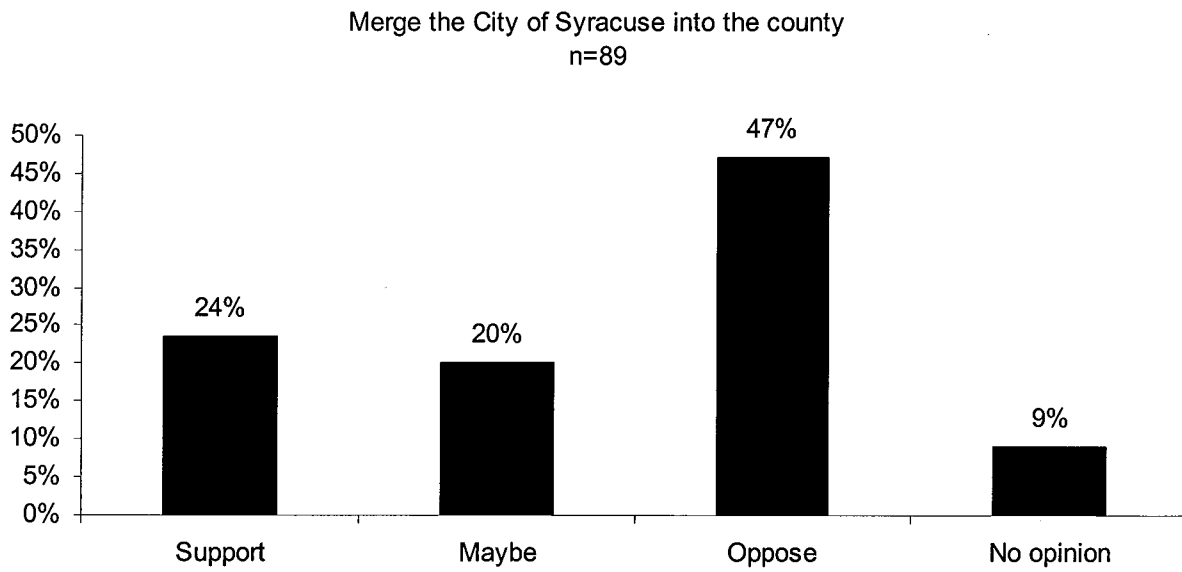
Source: Data collected for OCL by Susan Page, Community Link Project, Syracuse University, November 2005.

27. 48% of respondents “agree” that local government costs more than it should.



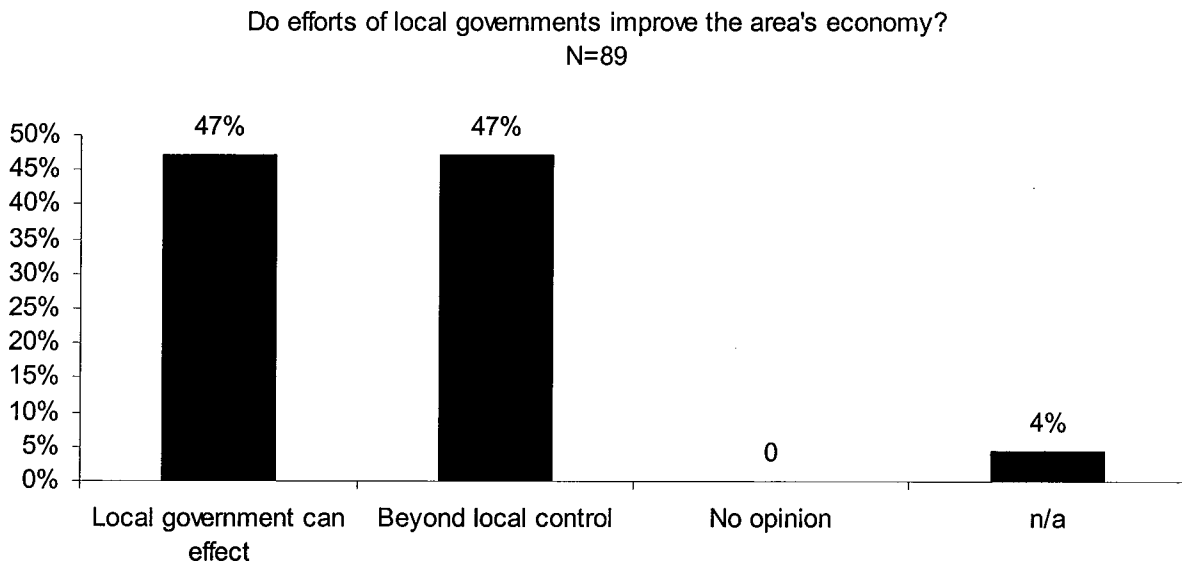
Source: Data collected for OCL by Susan Page, Community Link Project, Syracuse University, November 2005.

28. 47% of respondents “oppose” merging the City of Syracuse into the county.



Source: Data collected for OCL by Susan Page, Community Link Project, Syracuse University, November 2005.

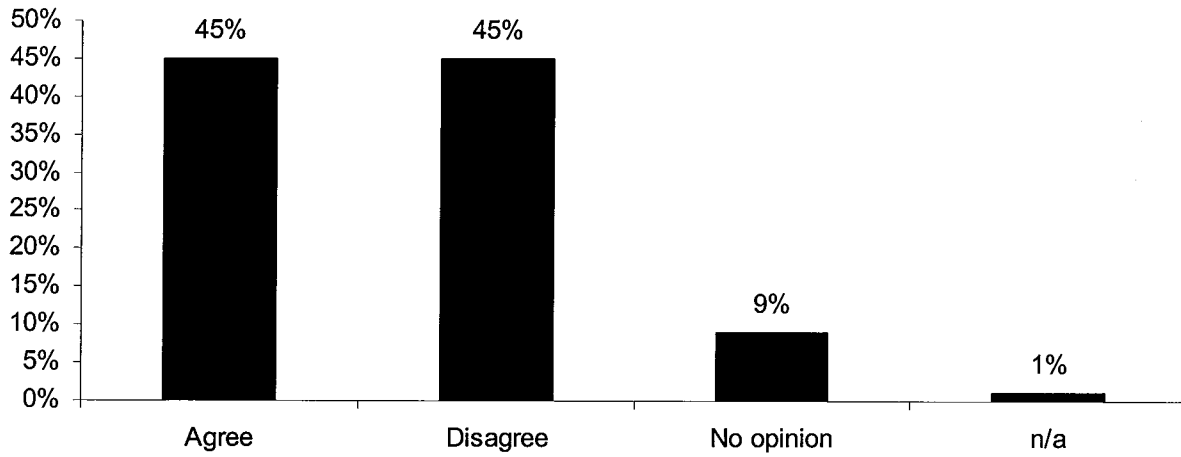
29. 47% of respondents feel that “local government can effect” the area’s economy.



Source: Data collected for OCL by Susan Page, Community Link Project, Syracuse University, November 2005.

30. Respondent's opinions are split on the view that problems would get resolved fast if there were fewer layers of government.

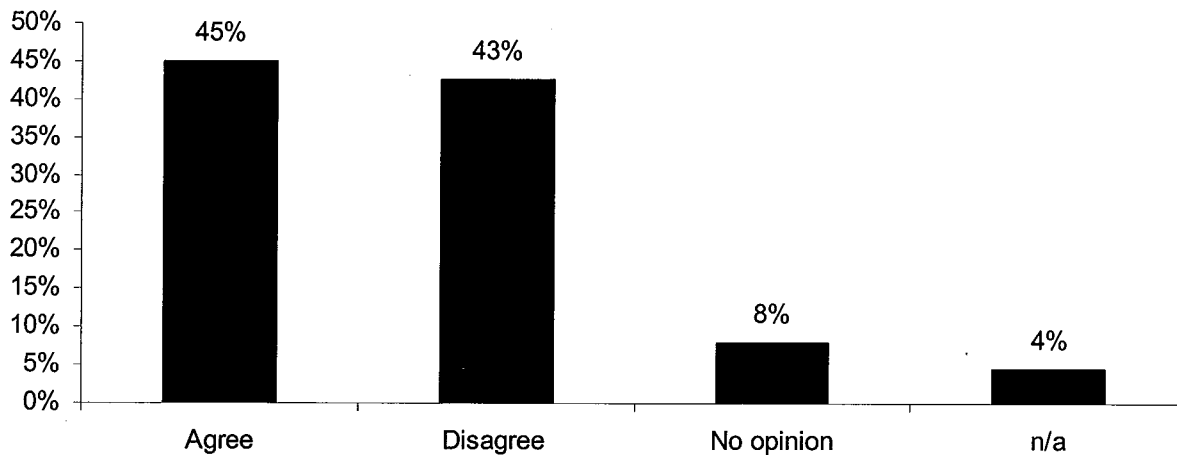
Problems would get resolved faster if there were fewer layers of government.
N=89



Source: Data collected for OCL by Susan Page, Community Link Project, Syracuse University, November 2005.

31. Slightly more respondents (45% - 43%) “agree” that more levels of government leads to better services for constituents.

More levels of government leads to better services for constituents.
N=89



Source: Data collected for OCL by Susan Page, Community Link Project, Syracuse University, November 2005.

APPENDICES

Table of Contents

Appendix I
Appendix II
Appendix III
Appendix IV

Blank Survey
Data Frequencies
Open Ended Response
Code Book

Appendix I
Blank Survey

Appendix II Data Frequencies

Onondaga Citizen's League Survey of Elected Officials in Onondaga County, November 2005

1) Survey Respondent: Elected Government Officials in Onondaga County
89

2) Generally speaking, do you think things in the Onondaga County area are headed in the right direction, or in the wrong direction?

Right Direction	Wrong Direction	No Opinion
46	25	14

3) Over the last several years, do you see the local economy as improving, staying about the same, or as declining?

Improving	Staying the same	Declining	No Opinion
14	50	25	0

4) Like many Northeast counties, Onondaga County's population is not growing. Do you see the growth issue as a serious problem for the area, somewhat of a problem, or not much of a problem?

Serious Problem	Somewhat of a Problem	Not much of a Problem	No Opinion
16	51	22	0

5) Does the local economic situation lead you to worry about the value of your home a great deal, only somewhat, or don't you worry much about that?

Very Worried	Somewhat Worried	Not Worried	No Opinion
4	31	54	0

6) Do you think the efforts of local governments – the county, city, and towns- can improve the area's economy, or are the area's economic problems largely due to things these governments can't affect, such as state taxes and regulations, or the general condition of New York's economy?

Local Government Can Affect	Beyond Local Control	No Opinion	n/a
42	42	0	4

7) Do you see city, town and village governments as an unnecessary, extra layer of government, or as valuable because they are in touch with local problems and give citizens someone to contact about local problems?

Unnecessary	Valuable	No Opinion
14	73	1

8) Do you think having city, town and village governments administer programs, rather than one government, make the overall cost of local government in Onondaga County higher, about the same, lower or no opinion?

Higher Costs	Same Costs	Lower Costs	No Opinion
39	37	11	2

9) Are town and village governments important enough to you that you accept any additional costs they might create, or are they not important enough to justify their costs, or no opinion about that?

Important Enough	Not Important Enough	No Opinion	n/a
65	20	3	1

10) Citizens get better representation of local concerns through city, town, and village governments.

Agree	Disagree	No Opinion
80	8	1

11) Problems would get resolved faster if there were fewer layers of government.

Agree	Disagree	No Opinion	n/a
40	40	8	1

12) More levels of government leads to better services for constituents.

Agree	Disagree	No Opinion	n/a
40	38	7	4

13) Local government costs more than it should.

Agree	Disagree	No Opinion
43	41	5

14) I have excellent access to my city/town/village elected officials.

OMITTED- question is irrelevant to ask current elected officials.

15) The ability to create change depends more on the quality of leadership than the structure of government.

Agree	Disagree	No Opinion	n/a
70	8	8	3

16) Some say the area could do better promoting growth and jobs if one government had all authority to attract companies. Others think diversity of governments isn't the problem, but the primary problems are high taxes, labor costs, state regulations and the attractiveness of other areas of the country. Do you think one government could have an effect or are those other matters more important?

One Government is More Important	Other Problems are More Important	No Opinion	n/a
12	60	7	1

17) How important is it that the City of Syracuse is in good shape economically for the overall future of the county; crucial, important, somewhat important, or not that important?

Crucial	Important	Somewhat Important	Not that Important	No Opinion	n/a
35	36	16	0	1	1

18) Should each of these activities be consolidated into one countywide agency?

a. Fire Departments

Support	Maybe	Oppose	No Opinion
30	27	31	1

b. Police and Sheriff Departments

Support	Maybe	Oppose	No Opinion
35	29	23	2

c. Highway departments

Support	Maybe	Oppose	No Opinion
22	31	35	1

d. School Districts

Support	Maybe	Oppose	No Opinion
25	22	41	1

e. Tax Assessment

Support	Maybe	Oppose	No Opinion
30	23	27	1

f. Tax collection

Support	Maybe	Oppose	No Opinion	n/a
45	18	22	3	1

g. Planning and Zoning

Support	Maybe	Oppose	No Opinion
17	17	53	2

h. Economic Development Offices

Support	Maybe	Oppose	No Opinion
43	30	14	2

i. Purchasing Departments

Support	Maybe	Oppose	No Opinion
47	27	13	2

j. Merge all villages into town governments

Support	Maybe	Oppose	No Opinion
32	13	42	2

k. Merge all towns into county governments

Support	Maybe	Oppose	No Opinion
16	13	59	1

1. Merge City of Syracuse into the county			
Support	Maybe	Oppose	No Opinion
21	18	42	8

30. Would you rather consolidate town and village governments with the county to create more efficiency and lower costs or maintain town and village governments so you have your own local government and more access to local officials?

Consolidate with county	Maintain town and villages	No opinion
19	65	5

31. Do you see growth problems as important enough that you would be willing to consider restructuring local government?

Yes	No	No opinion
43	33	13

32. Do you think restructuring government would have a major impact on growth in the area?

Yes	No	No opinion
30	49	10

33. In political terms, would you define yourself as liberal, moderate or conservative?

Liberal	Moderate	Conservative	None
3	34	45	2

Appendix III Open Ended Response

Question 2. What do you think is the most important issue facing this area at this time?

ID OPEN ENDED

- 9 energy + insurance
- 13 destiny and quality of life issues and stable low taxes
- 14 creative planning to include all of Onondaga county and beyond
- 16 lack of industrial/agricultural/mining jobs (at least some form is needed).
- 17 Spending
- 20 energy cost, jobs
- 21 lack of jobs (loss) in manufacturing area. Not ready for changing job technologies
- 25 property tax for Medicaid
- 26 taxes and jobs
- 29 crime in Syracuse, the city is DEAD
- 30 our poor sense of self and lack of pride in the obvious assets all around us in cny
- 35 managing state mandated program costs and taxes
- 40 Onondaga lake
- 41 improving the economic climate
- 42 Ability of Labor force to compete with foreign competition
- 47 Good paying jobs
- 49 creating good jobs
- 53 consolidation prob=unions, bad rep. High taxes people and business don't come here
- 60 jobs- economic base
- 63 sustainable employment
- 66 economic development and crime
- 67 quality of life issues
- 68 6. Choices are too sharp a contrast. I will apt for both answers partially.
- 70 Economic Development
- 73 property tax increases at county, town and school levels; state mandated cost
- 77 jobs/taxes
- 78 creation of jobs that can support families. Hold taxes stable
- 81 high taxes, especially school taxes
- 82 Leadership
- 87 city leadership
- 88 getting destiny started
- 92 health care costs, school tax
- 93 the economy
- 97 Jobs
- 99 Jobs
- 100 destiny and onondaga lake
- 101 Merge town village gov't/look into metro ASAP
- 102 taxes, poor condition of roads - gas prices.
- 103 moving destiny USA off the ground
- 105 poverty, helping the poor sections, especially southside of syracuse
- 107 economy, jobs, crime in syracuse-> attracting and retaining business
- 113 Destiny
- 116 taxes (county town and school)

- 122 economic growth
- 125 taxes- energy costs
- 126 employment + crime
- 132 Rising taxes
- 133 maintaining jobs.
- 134 employment- jobs/ budget
- 135 Tax reduction at the county and state level
- 141 quality employment opportunities
- 142 loss of farmland and open space...taxes
- 143 to provide a better business climate
- 145 sluggish economy, social problems, ending infrastructure, ineffective political machine
the suffocating ever increasing regulation and mandates by county and state government and consequent
decreasing responsiveness by regulators to individual citizens eg: education planning, fire/ambulance regs,
- 146 and SOMETHING
- 148 taxes + jobs (good paying jobs) professional
- 149 the economy
- 154 Taxes and economy
- 155 over taxation
- 156 high cost of doing business in ny
- 157 work for people
- 158 economic opportunity, environmental issues (Onondaga lake, acid rain), water contamination from liquid ...?
taxes(all), too many levels of administration in govt (esp county), overlap of services- consolidate services
- 160 ie: parks
- 163 too much direct government involvement/ micromanagement small businesses ignored
- 164 we need consolidation and more control over spending
- 168 jobs and crime
- 173 high taxes, loss of jobs, few jobs for future generation
- 177 medicare/medicaid- traffic control problems In some areas
- 178 bringing federal jobs to syracuse- so we can attract young people.
- 181 job growth
- 184 medicare cost
- 185 social services/costs associated
- 190 economic development
- 194 Retention of business, business development now, retain the brain trust
- 198 job creation- keeping businesses from leaving the state. Reduce tax- build a better economy
- 200 destiny build it or move on
- 202 Destiny
- 203 Seizure of private property for business development better known as eminent domain.
The sellout of county government to pyramid/destiny and the adverse consequences of that monster project
when the public subsidy could be much better spent on smaller scale economic development and strengthening
- 206 our economy through key research staff additions at universities and institutions.
- 209 insurance (health) quality of life, natural gas for heating and gasoline prices
- 210 higher taxes, education crime, all interconnected
- 211 lack of jobs to hold our young, intelligent people.
- 217 Jobs

Question 33. How many years have you lived in Onondaga County?

ID YEARS

- 1 30
- 9 60

13	38
14	40
16	49
17	34
20	56
21	55
25	37
26	45
29	58
30	58
33	68
35	41
39	75
40	50
41	52
42	60
47	48
49	58
53	65
60	30
63	50
66	27
67	32
68	47
70	30
73	67
77	30
78	20
81	44
82	55
84	40
87	21
88	49
92	69
93	52
97	32
99	32
100	49
101	60+
102	67
103	75
105	53
107	45
113	25
116	45
122	55
126	67
132	51
133	61
134	63

135	30
141	54
142	68
143	44
145	27
146	48
148	70
149	37
154	36
155	40
156	28
157	75
158	46
160	55
163	67
164	40
168	50
173	20
175	40
177	66
178	53
181	25
184	30
185	50
190	42
194	50
195	60+
198	26
200	57
202	45
203	42
206	4.5
209	64
210	53
211	64
217	65

Question 34. Please indicate your town, village or city of residence:

ID RESIDENCE

- 1 syracuse
- 9 camillus
- 13 fayetteville
- 14 Jordon
- 16 village of malius
- 17 marcellus
- 20 Skaneateles
- 21 slvay- town of geddes
- 25 Clay
- 26 Dewitt

29 Geddes
30 lafayette
33 town of marcellus
35 Otisco
39 Spaford
40 Tully
41 Van buren
42 Manlius
47 syracuse
49 City
53 Clay
60 syracuse
63 syracuse
66 Syracuse
67 Syracuse
68 city of syracuse
70 syracuse
73 camillus
77 Cicero
78 Cicero
81 Clay
82 Clay
84 Clay
87 Dewitt
88 Dewitt
92 Dewitt
93 Elbridge
97 Jordan
99 Jordan
100 Fabius
101 Geddes
102 Geddes
103 Geddes
105 Geddes
107 lafayette
113 Lysander
116 Minoa
122 Town
125 onondaga
126 onondaga
132 Otisco
133 Pompey
134 Pompey
135 Pompey
141 skaneateles
142 Town
143 skaneateles
145 Spafford
146 Spafford
148 syracuse

149 Tully
154 Van buren
155 Van buren
156 Van buren
157 Van buren
158 baldwinsville
160 baldwinsville
163 baldwinsville
164 camillus
168 Dewitt
173 Elbridge
175 Fabius
177 fayetteville
178 Village
181 Judson
184 Liverpool
185 Liverpool
190 Manlius
194 marcellus
195 marcellus
198 Minoa
200 North Syracuse
202 N.Syracuse
203 Town of Clay Village of North Syracuse
206 skaaneateles village
209 Solvay
210 village of solvay
211 Solvay
217 Tully

Appendix IV CODE BOOK
--

Column	Field Name	Definition
A	ID	Respondent's anonymous identification number
B	DIRECT	Respondent's view of the direction of Onondaga County 1= Right direction 2= Wrong direction 3= No opinion
C	ECONOMY	Respondent's view of the direction of the local economy. 1= Improving 2= Staying same 3= Declining 4= No opinion
D	GROWTH	Respondent's view of lacking population growth. 1= Serious problem 2= Somewhat of a problem 3= Not much of a problem 4= No opinion
E	WORRY	Respondent's level of worry about value of their home. 1= Very worried 2= Somewhat worried 3= Not worried 4= No opinion
F	AFFECT	Respondent's views on the affect of local governments. 1= Local government can effect 2= Beyond local control 3= No opinion
G	VALUE	Respondent's view on value of local governments. 1= Unnecessary 2= Valuable 3= No opinion
H	COST	Respondent's view of overall cost of local government. 1= Higher costs 2= Same costs 3= Lower costs 4= No opinion
I	PROBLEM	Respondent's views on importance of town and village government. 1= Important enough 2= Not important enough 3= No opinion
J	CONCERN	Respondent's view on representation of local concerns. 1= Agree 2= Disagree 3= No opinion
K	LAYERS	Problems would get resolved faster if there were fewer layers of government. 1= Agree 2= Disagree 3= No Opinion
L	LEVELS	More levels of government leads to better services for constituents. 1= Agree 2= Disagree 3= No Opinion
M	LOCALGOV	Local government costs more than it should.

		1= Agree 2= Disagree 3= No Opinion
N	ACCESS (Omitted)	I have excellent access to my city/town/village elected officials. 1= Agree 2= Disagree 3= No Opinion
O	QUALITY	The ability to create change depends more on the quality of leadership than the structure of government. 1= Agree 2= Disagree 3= No Opinion
P	EFFECTIVE	Respondents view on effectiveness of one government. 1= One government is more important 2= Other problems are more important 3= No opinion
Q	FUTURE	Importance of economic stability in Syracuse for Onondaga County. 1= Crucial 2= Important 3= Somewhat important 4= Not that important 5= No opinion
R	COMBINE1	Consolidate fire departments into one countywide agency. 1= Support 2= Maybe 3= Oppose 4= No Opinion
S	COMBINE2	Consolidate police and sheriff departments into one countywide agency. 1= Support 2= Maybe 3= Oppose 4= No Opinion
T	COMBINE3	Consolidate highway departments into one countywide agency. 1= Support 2= Maybe 3= Oppose 4= No Opinion
U	COMBINE4	Consolidate school districts into one countywide agency. 1= Support 2= Maybe 3= Oppose 4= No Opinion
V	COMBINE5	Consolidate tax assessment into one countywide agency. 1= Support 2= Maybe 3= Oppose 4= No Opinion
W	COMBINE6	Consolidate tax collection into one countywide agency. 1= Support 2= Maybe 3= Oppose 4= No Opinion
X	COMBINE7	Consolidate planning and zoning into one countywide agency. 1= Support 2= Maybe 3= Oppose

		4= No Opinion
Y	COMBINE8	Consolidate economic development offices into one countywide agency. 1= Support 2= Maybe 3= Oppose 4= No Opinion
Z	COMBINE9	Consolidate purchasing departments into one countywide agency. 1= Support 2= Maybe 3= Oppose 4= No Opinion
Aa	COMBINEa	Merge all villages into town governments. 1= Support 2= Maybe 3= Oppose 4= No Opinion
Ab	COMBINEb	Merge all towns into county governments. 1= Support 2= Maybe 3= Oppose 4= No Opinion
Ac	COMBINEc	Merge the City of Syracuse into the county. 1= Support 2= Maybe 3= Oppose 4= No Opinion
Ad	RATHER	Rather consolidate governments or maintain. 1= Consolidate with county 2= Maintain town and village 3= No opinion
Af	RESTRUCT	Importance of growth problems related to restructuring local governments 1= Yes 2= No 3= No opinion
Ag	IMPACT	Impact of restructuring government 1= Yes 2= No 3= No opinion
Aj	PARTY	Respondent's view of their party affiliation 1= Liberal 2= Moderate 3= Conservative 4= None

III. Our survey of elected officials in Onondaga County (89 of 217 surveys returned from local state representatives, village mayors, town supervisors, town board members, village trustees, county legislators and city councilors) showed that compared to county residents in general:

1. Overall responses from elected officials generally mirrored those of the public.
2. Elected officials tended to be more positive about the local economy than the public - 56.2% (v. 34.6 public) believe the local economy has stayed the same over the past several years and only 28.1% (v. 43.9%) believe it has declined. Only 18% of elected officials v. 40% public see stagnant population growth as a serious problem and 61% (v. 19%) don't worry about the value of their home.
3. Public officials agree that jobs/economic growth is the most important issue facing the community (40% v. 43%)
4. Public officials are more likely than the public (19%v 8%) to see taxes as the most important issue and much less likely to be concerned with crime (2% v. 18%) or education (0 v. 9%)
5. Just over 80% of elected officials believe the fiscal health of the city is important to the overall future of the county, mirroring public opinion (82.1%).
6. Elected officials tend to assess value of local governments higher than the general public (82% v. 75%) and are more likely to feel town and village governments are worth the additional cost (73% v. 44%).
7. Elected officials are more likely to feel citizens get better representation from local government (90% v.71%) and less likely to feel local governments cost more than it should (48% v. 59%).
8. Elected officials are less likely to see growth problems important enough to prompt government restructuring (48% v 58%) and much less likely to think restructuring would have an impact on growth (34% v. 52%).
9. Elected officials are less likely to oppose countywide merger of most services, but more likely to oppose merger of planning & zoning (59.7% v 48.4% public) and of highway departments (39.3% oppose v 27.6% public).
10. Elected officials are somewhat more likely to oppose merging villages into towns (47.2% v 43.8%), and towns into county (66.3% v. 59.7%), but slightly less likely to oppose merging of city into county 47.2% v. 50%).

While 22% of public opinion poll respondents were city residents, only 4 % of elected officials surveyed represent city government.